

**Please note:** our content is delivered on a dynamic online platform and mobile app, with the option to print materials. This PDF is a sample of the print-friendly version of a lesson.

# Noah Builds the Ark

DAY  
01

## Noah Builds the Ark

### Virtue


DILIGENCE: God’s power for you to complete good work

### Big Question

How do I diligently complete everything just as God commands me?

### Historical Background

In approximately the year 2000 BC, people were disobedient, rebellious, and ungodly. The Bible tells us, “that every inclination of the thoughts of the human heart was only evil all the time” (Genesis 6:5). In addition, “The Lord regretted that he had made human beings on the earth, and his heart was deeply troubled” (Genesis 6:6). In the midst of this, one man stood out, having found favor with God; that man was Noah. God preserved human kind through Noah and his family.



### Activity

#### Sword Drill

Have your children hold up their Bibles by the binding, over their heads. Tell them that the Bible is their sword, and you only know how to use a sword if you practice! Say: “SWORDS UP” (wait until all Bibles are above heads). Tell them to find Genesis 6:22.

When your child finds the passage, he or she should stand up. Help all children find the passage (show them where the Table of Contents is if necessary).

Biblical Text: Genesis 6:13-22; 7:17-8:1; 9:8-16

**Verse to Highlight: Noah did everything just as God commanded him. Genesis 6:22**



**Please note:** our content is delivered on a dynamic online platform and mobile app, with the option to print materials. This PDF is a sample of the print-friendly version of a lesson.

# Noah Builds the Ark



## EXPERIENCE IT!

Imagine that you are Noah at the time before the flood, and God asked you to start building a boat on dry land. (The boat was approximately 450 feet long, 75 feet wide and 45 feet tall). What if people asked you why you were building this giant boat...What if people kept walking by, laughing at you, calling you names and making fun of you asking, "Where's the rain?"...What if you had to wake up every morning, with aching muscles and sore hands, to keep building in the hot sun?

**Q: What do you think a normal day was like for Noah at the time he was building the ark?**

*Hint: Imagine waking up, finding supplies, experiencing the pressure to quit, the conversations with his family, etc.*

**Q: Are there any similarities between your normal day and Noah's normal day?**

**Q: What might have been Noah's struggles?**

*Hint: Continuing to do the hard work, loss of friends, how do I live up to God's expectation?*

### CHRIST CONNECTION

Through Noah's diligence, God protected humanity from the flood by the building of an ark. Because of God's love, He sent Jesus to save us from an even bigger flood our sin (John 10:9). Through Jesus' death on the cross and resurrection, we can live eternally with Him (John 3:16).

### MEMORY VERSE

"Whatever you do, work at it with all your heart, as working for the Lord, not for human masters" (Colossians 3:23).

### PRAYER PROMPTS

Thank you for sending Jesus to save us from an even bigger flood, our sin. Help me to hear You calling and be diligent in my life.

### WRITTEN PRAYER

Heavenly Father, thank You for sending Your Son, Jesus, to be my protection when I face the storms of life. Most importantly, thank You for bearing the storm I deserve by paying for my sin on the cross. Help me to hear You calling and be diligent in my life. In Jesus' name, Amen.



**Please note:** our content is delivered on a dynamic online platform and mobile app, with the option to print materials. This PDF is a sample of the print-friendly version of a lesson.

# Noah Builds the Ark

DAY  
02

## Noah Builds the Ark

### Review

**Q: Yesterday, we learned about diligence. Can you tell me what diligence is?**

*Hint: God's power for you to complete good work*

We learned that when given a difficult task, "Noah did everything just as God commanded him" (Genesis 6:22).



### INTERNALIZE IT!

**Q: Why do you think Noah chose to be diligent and do "everything just as God commanded him"?**

*Hint: See verses 89, "he walked faithfully with God." He knew he was a child of God and had a relationship with God.*



### IDENTITY Who am I?

**Q: Imagine this were happening today, and you had the chance to talk to Noah and then to the corrupt people watching his progress. After talking to them, which group would you realistically join? Why?**

*Hint: Would you be willing to go against the crowd? Do you choose right every time?*



### PURPOSE Why am I?

**Q: God's plan was advanced through Noah's diligence. How can God use your diligence to advance His story?**

*Hint: God wants the world to know of His love. By obediently following through, we reflect God's love. Example: finishing schoolwork, even when it is hard.*

**Q: Pick a task for which you are currently responsible. Describe what diligence looks like for that task.**

*Hint: Math lesson writing neatly, completing the work on time, putting your supplies away when done*



### ACTION How shall I live?

### MEMORY VERSE

"Whatever you do, work at it with all your heart, as working for the Lord, not for human masters" (Colossians 3:23).

### PRAYER PROMPT

Help me remember that I am Your child. Help me to be diligent in my work.



**Please note:** our content is delivered on a dynamic online platform and mobile app, with the option to print materials. This PDF is a sample of the print-friendly version of a lesson.

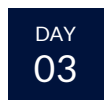
# Noah Builds the Ark

## WRITTEN PRAYER

Heavenly Father, draw me closer and closer to You so that I have the strength to be diligent in completing good work, even when tempted not to. In Jesus' name, Amen.

## QUICK ACTION STEP

Today, go and diligently complete the task we discussed in the ACTION question (above).



## Noah Builds the Ark

Watch the narrative with your family by searching for “A New Beginning – the Jesus Storybook Bible” on YouTube.

## Review

**Q: What have we learned about Noah and diligence so far?**



## ACTIVATE IT!

**Q: In your own life right now, what is the ark God is asking you to build?**

*Hint: What important work do you need to do that is really hard to complete or there are pressures to quit?*

**Q: What tools does God give you to help you diligently complete good work?**

*Hint: Find friends or family to provide support, pray, read His Word, focus on His strength instead of my own, etc. See Philippians 2:1-18 (especially verses 12-13).*

**Q: Who is someone you know that is a modern-day Noah, going about God's work diligently despite challenges?**

**Q: What can you do this week to encourage or help this person?**

## WORLDVIEW

Name one famous person who you admire today who is a modern-day Noah in the public light. How does that person's diligence and faith impact you?

## MEMORY VERSE

Whatever you do, work at it with all your heart, as working for the Lord, not for human masters.  
Colossians 3:23

## PRAYER PROMPTS

Help me to be diligent and follow God's instructions.  
Help me to see and encourage modern day Noahs all around me.



**Please note:** our content is delivered on a dynamic online platform and mobile app, with the option to print materials. This PDF is a sample of the print-friendly version of a lesson.

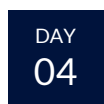
# Noah Builds the Ark

## WRITTEN PRAYER

Heavenly Father, today I want to lift up for You (fill in with a modern-day Noah) who (fill in their work). Please continue to strengthen them and bless their work for You. Also, please help me to be diligent and follow Your instructions. I trust Your plans and know that You will provide the tools I need through Your Holy Spirit. In Jesus' name, Amen.

## DAY FOUR PREPARATION

Tomorrow we'll be working on projects to show that we understand how to be diligent as we work to accomplish God's purpose despite difficulties. We recommend looking ahead and choosing an activity, so you can prepare accordingly.



## Noah Builds the Ark

### PRAYER PROMPTS

Bless our work today to encourage modern-day Noahs.

### WRITTEN PRAYER

Dear Heavenly Father, please use our diligent acts of service today to encourage the modern-day Noahs in our lives. In Your Name we pray, Amen.

### MEMORY VERSE

“Whatever you do, work at it with all your heart, as working for the Lord, not for human masters” (Colossians 3:23).

*Please use the activities below to wrap up the week. Choose the service or enrichment activity that best meets your needs!*

## Service-Oriented Activities

### Option 1

With the help of an adult, make and deliver a special meal or treat to your modern-day Noah and thank him or her for his or her diligence.

### Option 2

Write and send a letter to your modern-day Noah and thank him or her for his or her diligence.

### Option 3

Make a certificate called “My Diligence Champion” and mail, e-mail, or deliver it to your modern-day Noah.



**Please note:** our content is delivered on a dynamic online platform and mobile app, with the option to print materials. This PDF is a sample of the print-friendly version of a lesson.

# Noah Builds the Ark

## Optional Enrichment Activities

### Measure the Ark

Compare the dimensions of a football field (300 feet long and 160 feet wide) with the dimensions of the ark (*visit [www.creationmuseum.org](http://www.creationmuseum.org)*). Students will appreciate the monumental task that God gave to Noah.

Answer the following questions:

**Q: How do the difficulties you face compare to what Noah might have faced?**

**Q: What can help you face those challenges?"**

### God's Promises

Find or create a picture of a rainbow and post the picture along with the answer to the following question:

**Q: How does knowing that God keeps His promises give us the power to be diligent about doing what He wants us to do?**

### Newspaper Article

Pretend you are Noah, and you are writing a newspaper article about the coming flood. Include answers to the "5W" questions in the article: What is going to happen? Who is in danger? When is the deadline for getting to safety? Why do the people need to listen? Where do they need to go? Write an attention-getting headline and a one paragraph article.

### Worship Song

Search for Jeremy Camp's song "He Knows" on YouTube and consider how the lyrics relate to the lesson.



**Please note:** our content is delivered on a dynamic online platform and mobile app, with the option to print materials. This PDF is a sample of the print-friendly version of a lesson.

# Noah Builds the Ark

## Banana Boats

Materials Needed: one banana for each student, paper plates, plastic spoons, serving spoons and bowls, one sharp knife, animal crackers, chocolate chips, mini-marshmallows, crushed pineapple

1. Before activity begins, put animal crackers, chocolate chips, mini-marshmallows and pineapple in separate bowls. Place a spoon in each bowl. Leave the peel on the banana and make a deep cut down the long side through the peel and into the banana. Do not cut all the way through. Place banana on paper plate.
2. Call children together around a table containing the plated bananas and bowls of ingredients. Say: "We are going to make our own arks out of the provisions God has given to us just as Noah did."
3. Slightly pull the cut apart to make a deep pocket. Have students fill the banana with chocolate chips, mini-marshmallows, and crushed pineapple. (Animal crackers will be added later.)
4. Put bananas into the microwave long enough to melt the chocolate. After the chocolate melts, remove the bananas from the microwave and tell students they can now put their animals (animal crackers) into their arks.
5. Allow children to eat what is in their boats.
6. Ask children: "What would you have done if God told you to build an ark?"

## Rainbow Jar Lanterns

Materials Needed: Empty clean glass jar/ each student, tissue paper (red, yellow, orange, blue, violet) cut into small squares (approximately 1" x 1"), ¾ " to 1" flat paint brush/each student, decoupage glue, zippered sandwich bags, small plastic cups

1. Before activity begins, cut your tissue paper into small squares and put a mixture of colored squares into zippered sandwich bags—one bag/child.
2. Put glue into plastic cups-one/child.
3. Say to children: "Your purpose today is to create a rainbow lantern that will remind you that God will always give you what you need to fulfill His purpose for you just as He did for Noah.
4. When the activity begins, hand each child a paint brush, cup of glue, bag of tissue paper, and a jar.
5. Direct children to paint a layer of glue onto the outside of the jar and CAREFULLY stick on a layer of tissue paper. (They can alternate colors in a rainbow fashion)
6. Cover the tissue paper in a layer of glue and add another layer of tissue paper. Repeat this pattern as often as you like.
7. After applying the LAST layer of tissue, paint on a layer of glue and let the jar dry.
8. When jar is dry, you can insert a votive candle into the jar to provide light for the lantern.

